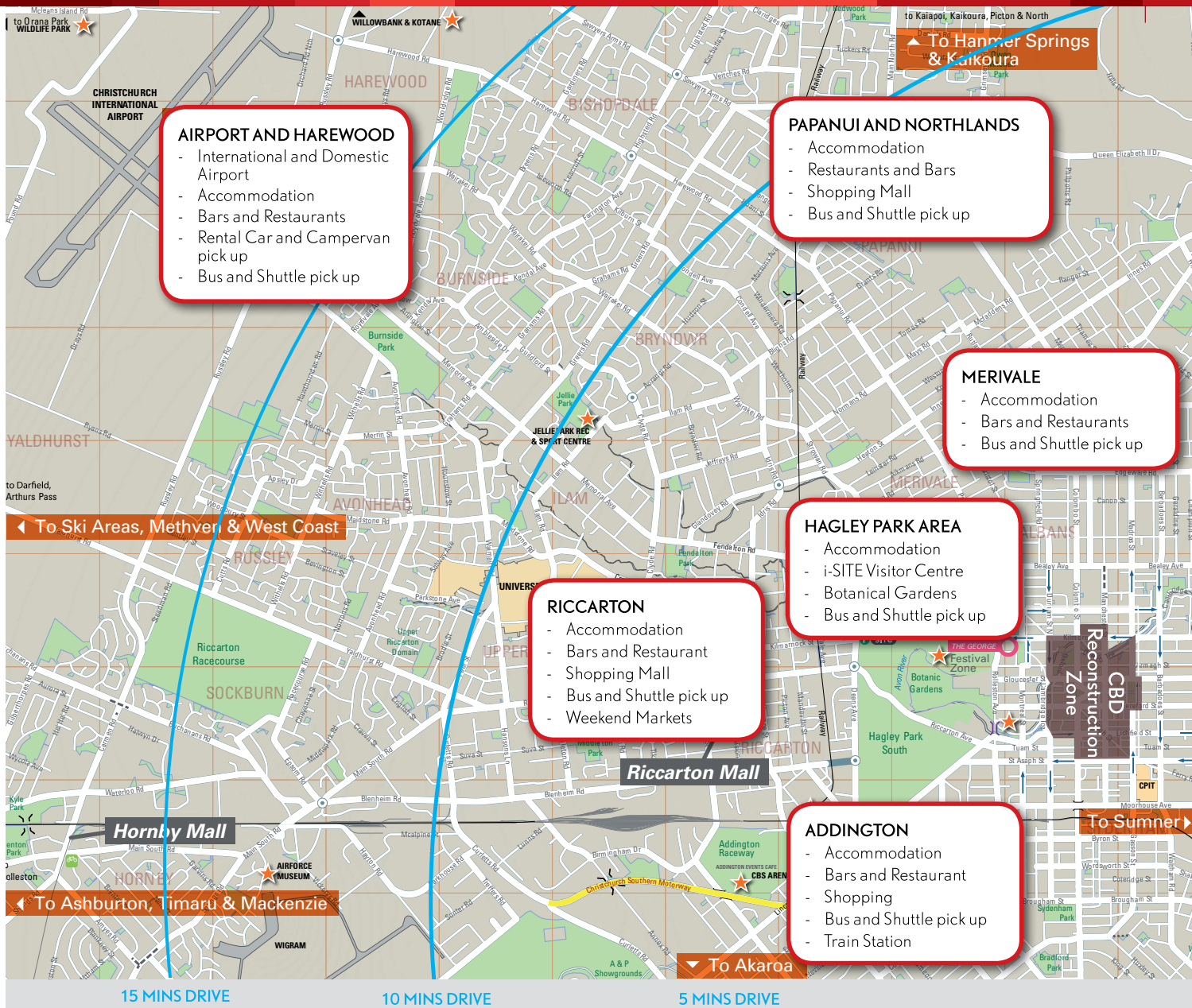


UPDATE

OCTOBER/2011

Christchurch
& Canterbury Tourism

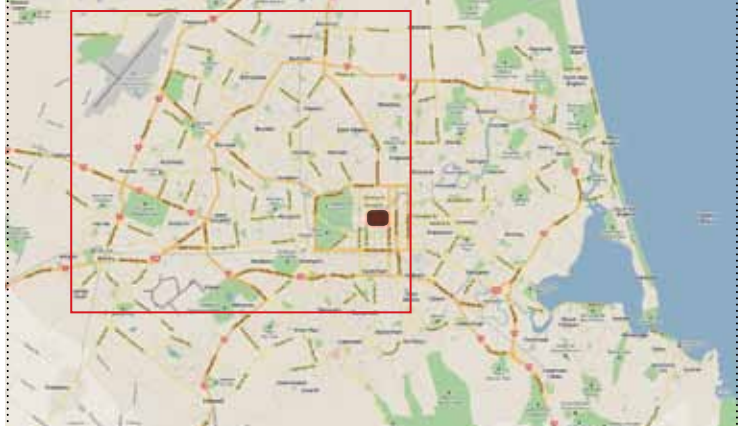


TRAVEL ADVISORY - RECOVERY UPDATE

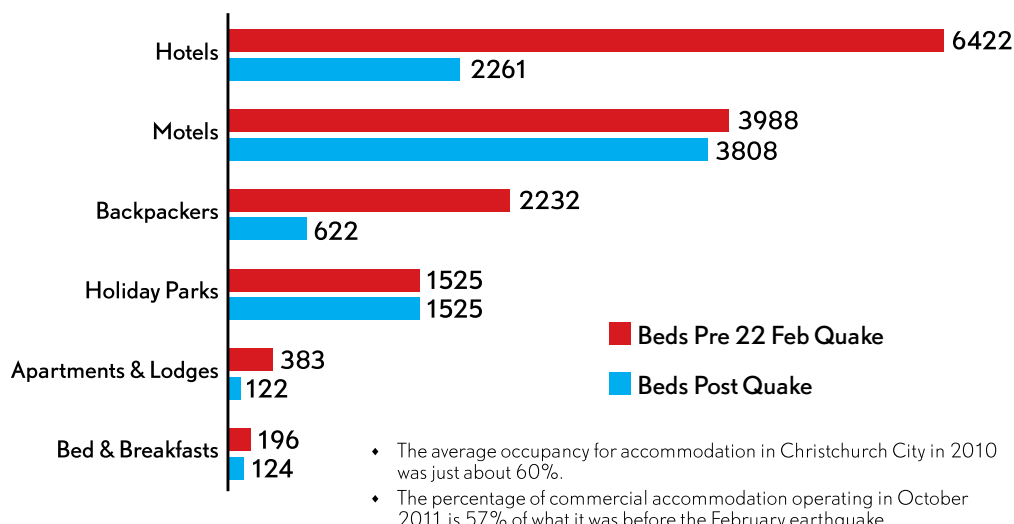
Christchurch City is welcoming visitors following recent seismic events. While some areas of the central city and eastern suburbs remain off limits to the general public, the vast majority of visitor services are up and running providing guests with the same world-class experiences.



CHRISTCHURCH CITY MAP (see detail above)



CHRISTCHURCH ACCOMMODATION UPDATE



ACCOMMODATION OPEN

HOTELS

	QUALMARK	DRIVING DISTANCE TO AIRPORT
Ashley Hotel	Not Rated	15mins
Chateau on the Park	3+ Star Hotel	14mins
Comfort Hotel Carlton Mill	Not Rated	14mins
Copthorne Hotel Commodore CHC Airport	4+ Star Hotel	3mins
Elms Hotel	3+ Star Hotel	14mins
Heartland Hotel Cotswold	3 Star Hotel	18mins
Parkview on Hagley	Not Rated	14mins
Pavilions Hotel	4 Star Hotel	17mins
Peppers Clearwater Resort	4+ Star Hotel	11mins
Sudima Hotel CHC Airport	3+ Star Hotel	1 min
Classic Villa	5 Star Guest & Hosted	18mins
The George	5 Star Hotel	16mins
Charlotte Jane Boutique Hotel	5 Star Guest & Hosted	18mins

OTHER ACCOMMODATION

5 Apartments & Lodges	109 Motels	15 Holiday Parks	68 Bed & Breakfasts
-----------------------	------------	------------------	---------------------

ACTIVITIES

POPULAR CITY ACTIVITIES

Ferrymead Heritage Park	Balloon Adventures	Adrenalin Forest
International Antarctic Centre	Christchurch Casino	Jet Thrills
Ko Tane Maori & Cultural Experience	Air Force Museum	Orana Park
Punting on the Avon	Botanical Gardens	Tanks for Everything
Willowbank Wildlife Reserve	Hagley Park	Horsepower and many more
Up, Up and Away	Hassle-free Tours	
	TranzAlpine	

ACCOMMODATION OPTIONS OUTSIDE THE CITY

Akaroa (90 min drive)	Hanmer Springs (90 min drive)
Ashburton (60 min drive)	Methven (90 min drive)

TRANSPORT PICKUP LOCATIONS

Akaroa French Connection

Departing from 47 Riccarton Rd

Akaroa Shuttle

Departing from Kilmarnock St (Outside Chateau on the Park) and pickups/drop offs on request from the Copthorne Hotel Commodore.

Atomic Travel

AM South-bound: From Riccarton Mall Bus Stop (outside the Westfield Shopping Mall). Drop off: Riccarton Mall or airport on request.

AM North-bound: From Main North Rd bus stop (outside Northlands Shopping Mall) and 17 Papanui Road (outside Liquor King). Drop off: Northlands Mall or airport on request. PM North and South-bound: Pick up from Orchard Rd opposite the Antarctic Centre.

Canterbury Leisure Tours

Accommodation pick up or by arrangement.

East West Shuttle

Departs 167 Main North Rd (near Foodstuffs)

Hanmer Connection

Departs 33 Riccarton Rd (opposite the Shell station)

InterCity

Departs from 126 Bealey Ave. There is an airport drop off option for those travelling North-bound on GreatSights and Newmans.

Naked Bus

North-bound: Northlands Mall (outside the Countdown Supermarket)

South-bound: 62 Bealey Ave (corner of Montreal St)

For more information please visit www.christchurchnz.com

CONTACT US

Tania Evamy – Trade Marketing Executive
tania.evamy@christchurchnz.com +64 21 440 475

Christchurch
 & Canterbury Tourism